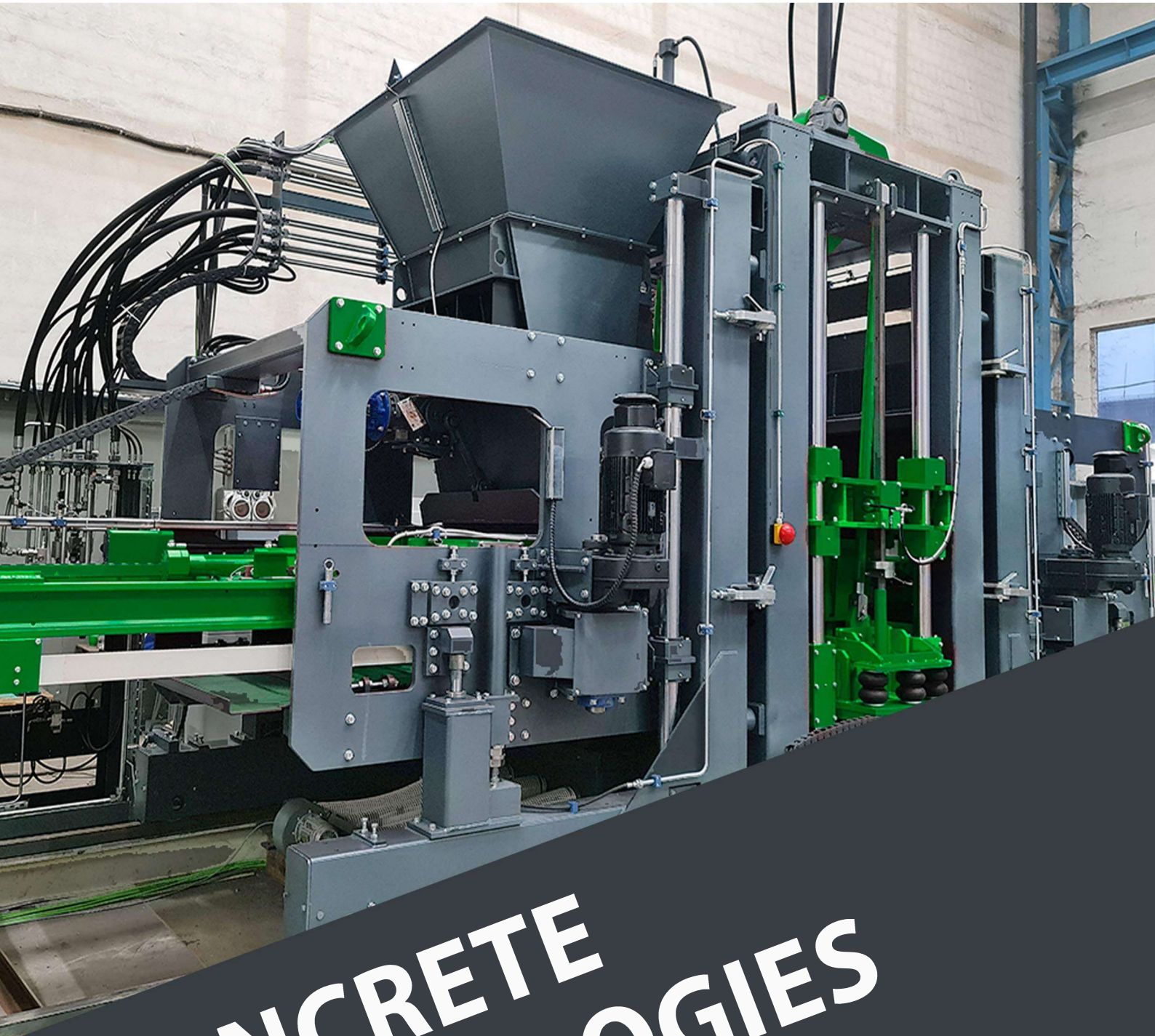




**SUMAB**



**CONCRETE  
TECHNOLOGIES**



# SUMAB

## ABOUT US



The Swedish company SUMAB provides a broad range of services including the supply of mobile/stationary concrete mixing plants and block making machines. In addition to that we also provide consultation, projection, installation, specialist training, servicing and the delivery of spare parts.







**SUMAB is a reliable partner in providing complete cycles of work in service and manufacturing, as well as post-warranty service of modern concrete equipment.**

**SUMAB mobile and stationary concrete batching plants produce from 5 to 120 m<sup>3</sup> of high-quality concrete mix per hour. The best components from leading European manufacturers are used in our concrete plants: Sicoma mixers (Italy), Siemens computer and dosing systems (Germany), etc. These components allow to produce up to 1000 various types of concrete and provide the possibility to print a recipe of each ready mix in order to prevent theft of aggregates.**

**SUMAB block machines produce different types of concrete blocks, paving stone, curbstones and other concrete products. They are manufactured with the use of modern technology and can be supplied in semi-automatic or full-automatic operating modes. One of the most notable features of block production machines "SUMAB" is their modularity, which allows to assemble block machines using different units and aggregates on the principle of "Lego", that is exactly, as needed for the organization of Your production only.**



**DELIVERIES WERE CARRIED OUT  
TO MORE THAN 50 COUNTRIES  
AROUND THE WORLD**







**500+ PROJECTS**

**20 YEARS OF EXPERIENCE**








# **STATIONARY BLOCK MACHINES**

**SUMAB R series stationary block machines (R400, R500, R1000, R1500) are available in START, LAGOM and MAX sets.**





**Stationary machine SUMAB R-400** – model with automatic control (with automatic operating equipment, including PLC, sensors, switching of the hydraulic valve from manual to electrically operated).

**Work pallet dimensions: 1200 x 550 mm.**

**Usable area max.: 1100 x 500 mm.**

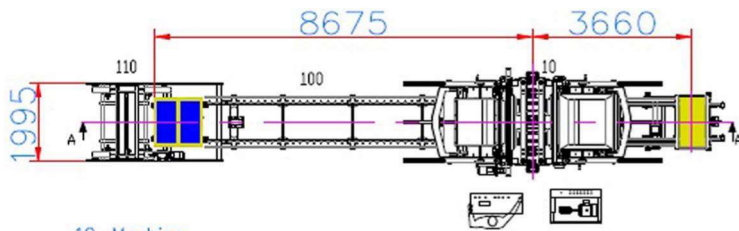
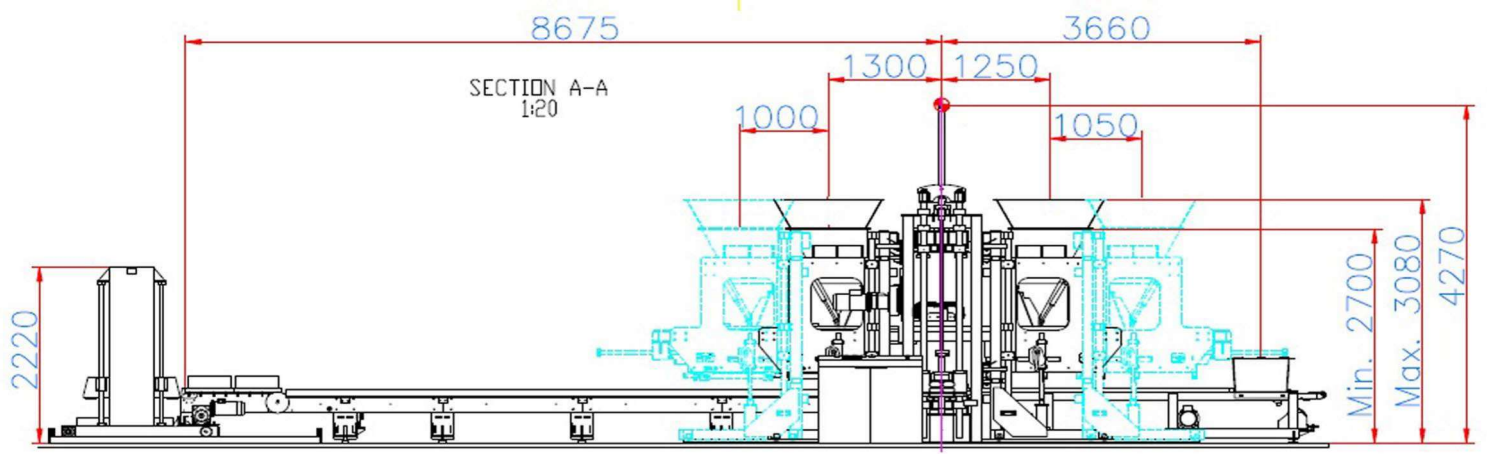
**The Sumab R-400 stationary block making machine efficiently produces the following concrete products: hollow blocks, insulated blocks, paving stones, curbs and others.**

**Production capacity in 8 h / 100%:**

**Hollow blocks: 6912 pieces (20x20x40 cm)**

**Paving stone: 570 double layer m<sup>2</sup> (10x20x6 cm)**





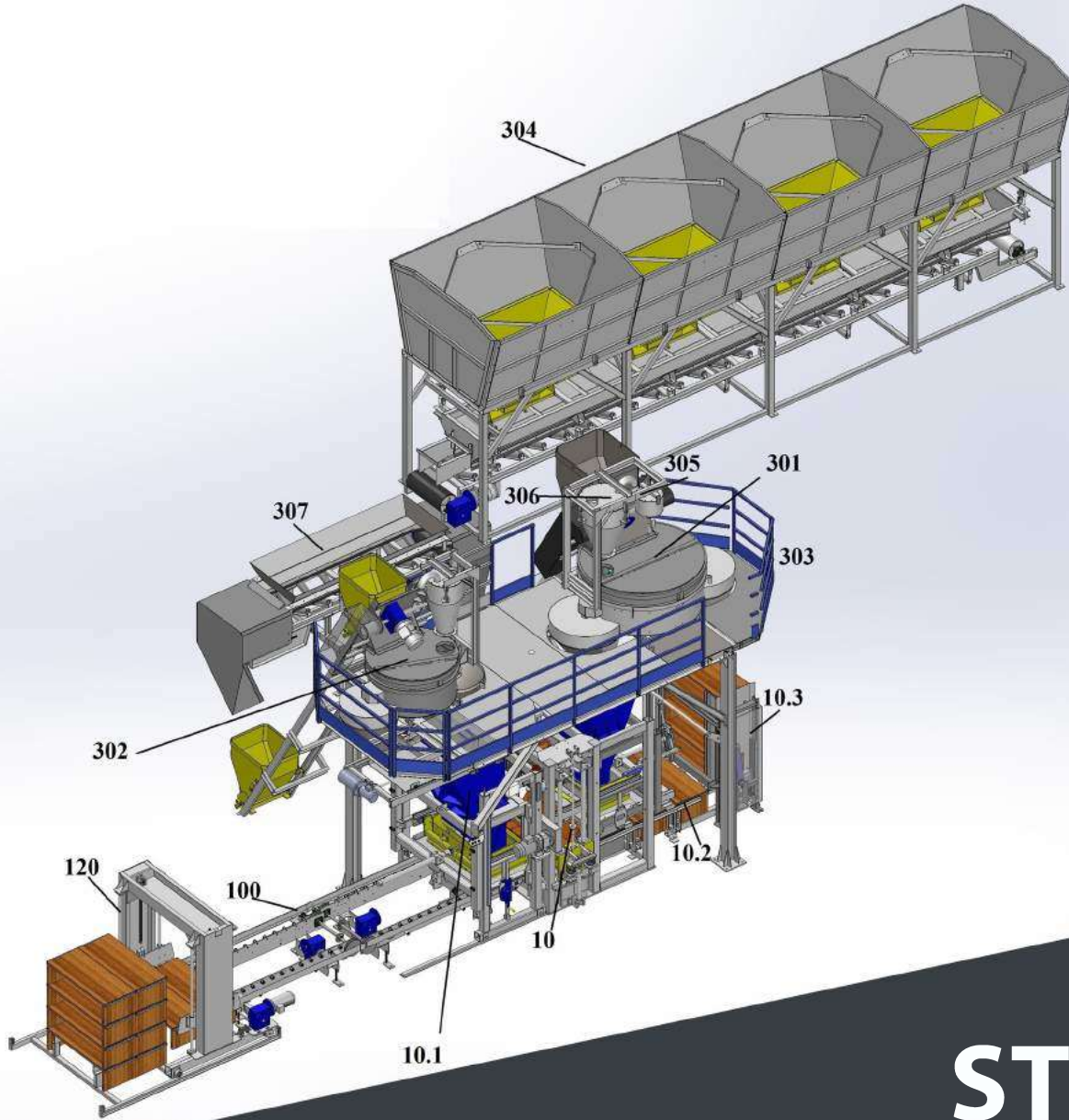
- 10. Machine
- 100. Transporting conveyor belt
- 110. Stacker device



# SUMAB R-400 START








# START

## Block machine set

- 10. Block machine**
- 10.1. Facemix equipment for products with second layer**
- 10.2. Pallet insert device**
- 10.3. Pallet magazine**
- 100. Transport of fresh concrete blocks**
- 120. STACKER robot, device for accepting and raising pallets with fresh pieces**

## Concrete batching plant set

- 301. Main mixer**
- 302. Mixer for second layer**
- 303. Platform for mixers with ladders and skip rails**
- 304. In line hoppers**
- 305, 306. Cement and water dosing systems.**
- 307. Transversal conveyor belt for loading aggregates**



## **Stationary machine SUMAB R-500**

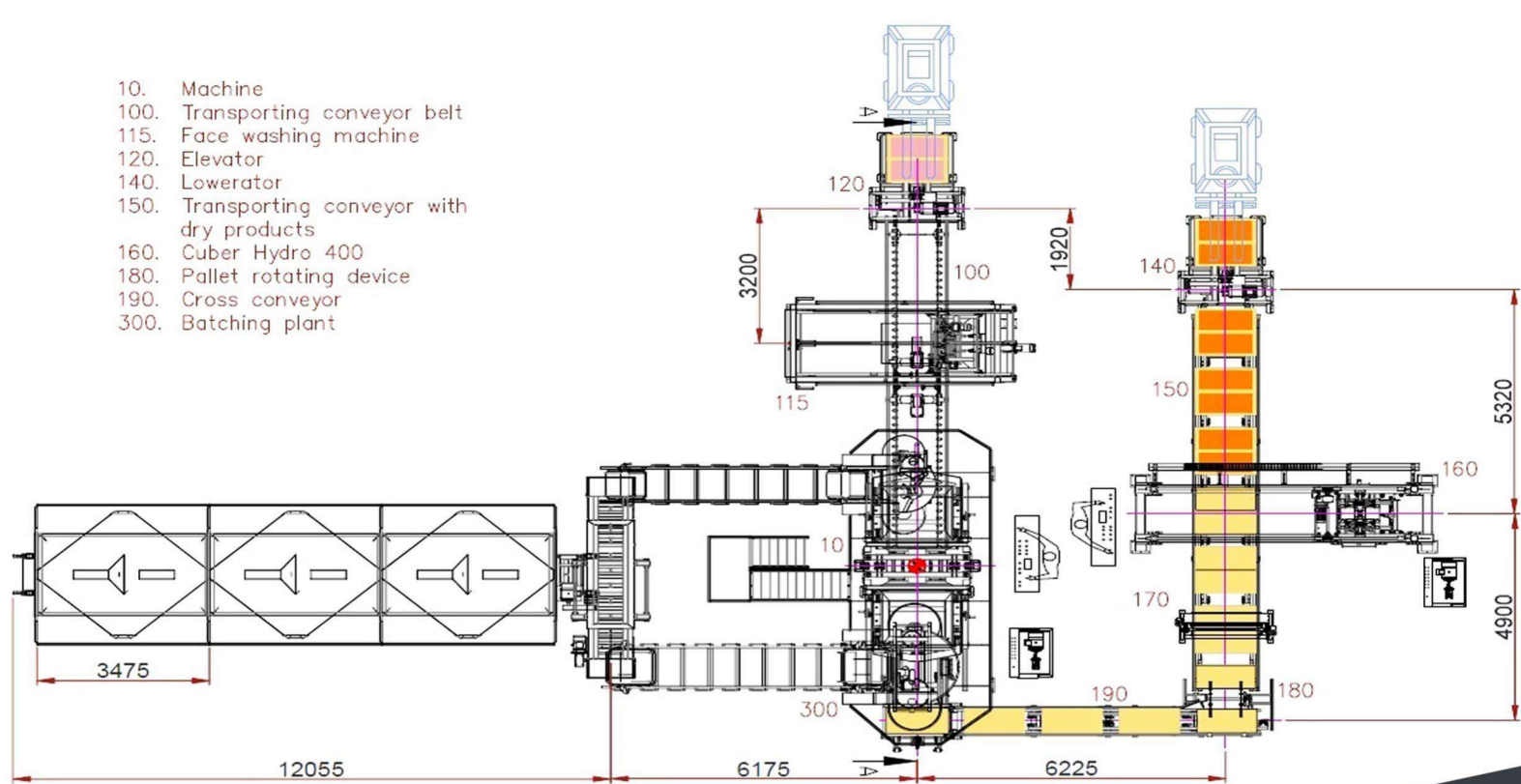
**Work pallet dimensions: 1400 x 700 mm.  
Usable area max.: 1250 x 650 mm.**

**Production capacity in 8 h / 100%:  
Hollow blocks: 12.960 pieces (20x20x40 cm)  
Paving stone: 864 double layer m2 (10x20x6 cm)**





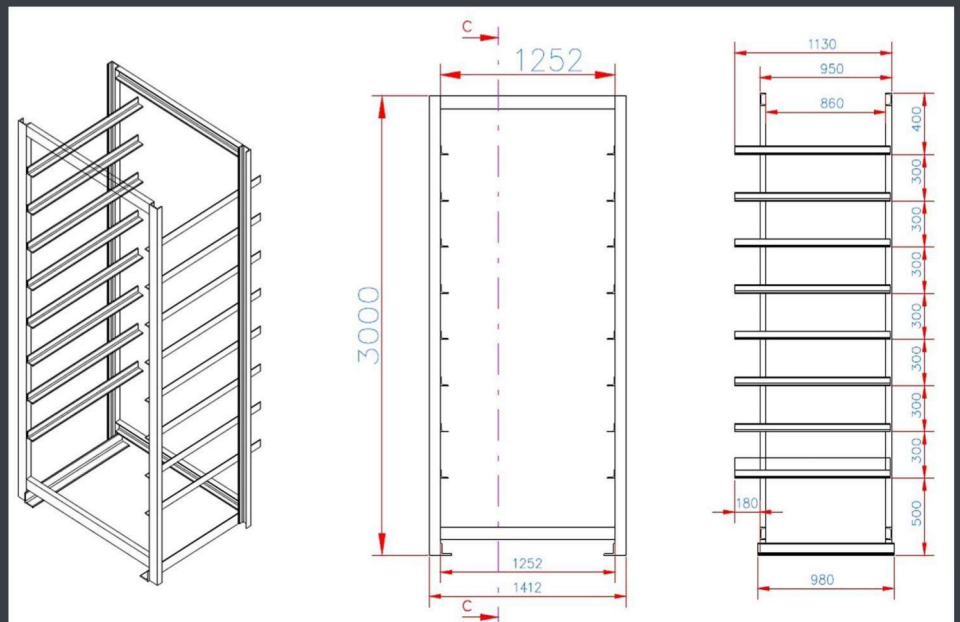
- 10. Machine
- 100. Transporting conveyor belt
- 115. Face washing machine
- 120. Elevator
- 140. Lowerator
- 150. Transporting conveyor with dry products
- 160. Cuber Hydro 400
- 180. Pallet rotating device
- 190. Cross conveyor
- 300. Batching plant



# LAGOM

## SET OF EQUIPMENT WITH WET AND DRY SIDE

## LOWERATOR AND ELEVATOR WITH METAL CASSETTES






## **Stationary machine SUMAB R-1000**

**Work pallet dimensions: 1400 x 950 mm.  
Usable area max.: 1300 x 900 mm.**

**Production capacity in 8 h / 100%:  
Hollow blocks: 18.000 pieces (20x20x40 cm)  
Paving stone: 1360 double layer m<sup>2</sup> (10x20x6 cm)**







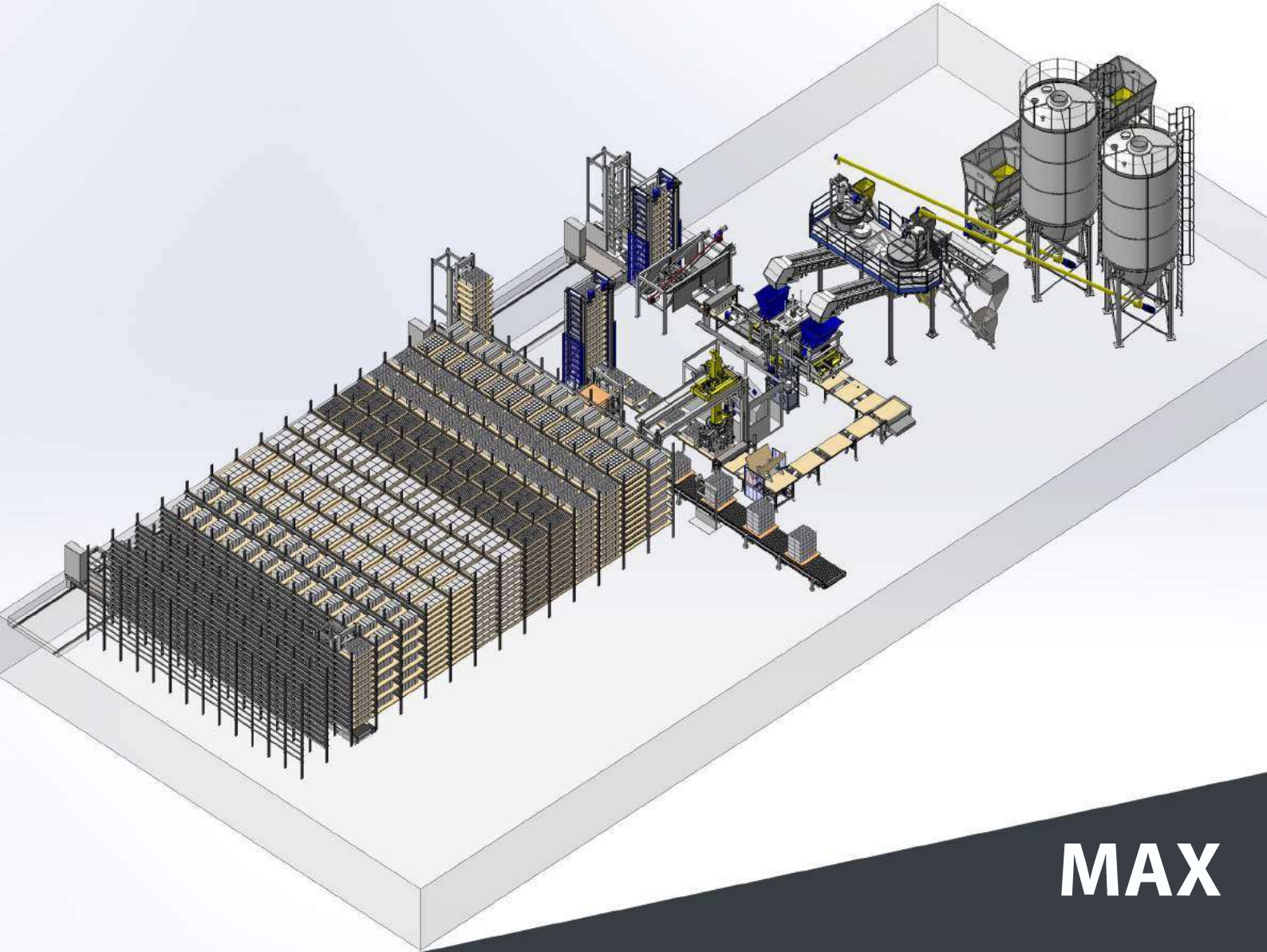
## **Stationary machine SUMAB R-1500**

**Work pallet dimensions: 1400 x 1100 mm.  
Usable area max.: 1300 x 1050 mm.**

**Production capacity in 8 h / 100%:  
Hollow blocks: 22.000 pieces (20x20x40 cm)  
Paving stone: 1600 double layer m<sup>2</sup> (10x20x6 cm)**







**MAX**

**FULLY AUTOMATIC SET WITH FINGER CAR SYSTEM**







## GENERAL TECHNICAL DATA

### SUMAB R-400

<b>mould height</b>	<b>40-350mm option(25-500mm)</b>
<b>weight (machine+ facemix device)</b>	<b>13.500 kg</b>
<b>oil tank</b>	<b>filling vol. 300 l pressure 170 bar</b>
<b>performance (machine only)</b>	<b>21 kW</b>
<b>vibration power</b>	<b>70 kN</b>

### SUMAB R-500

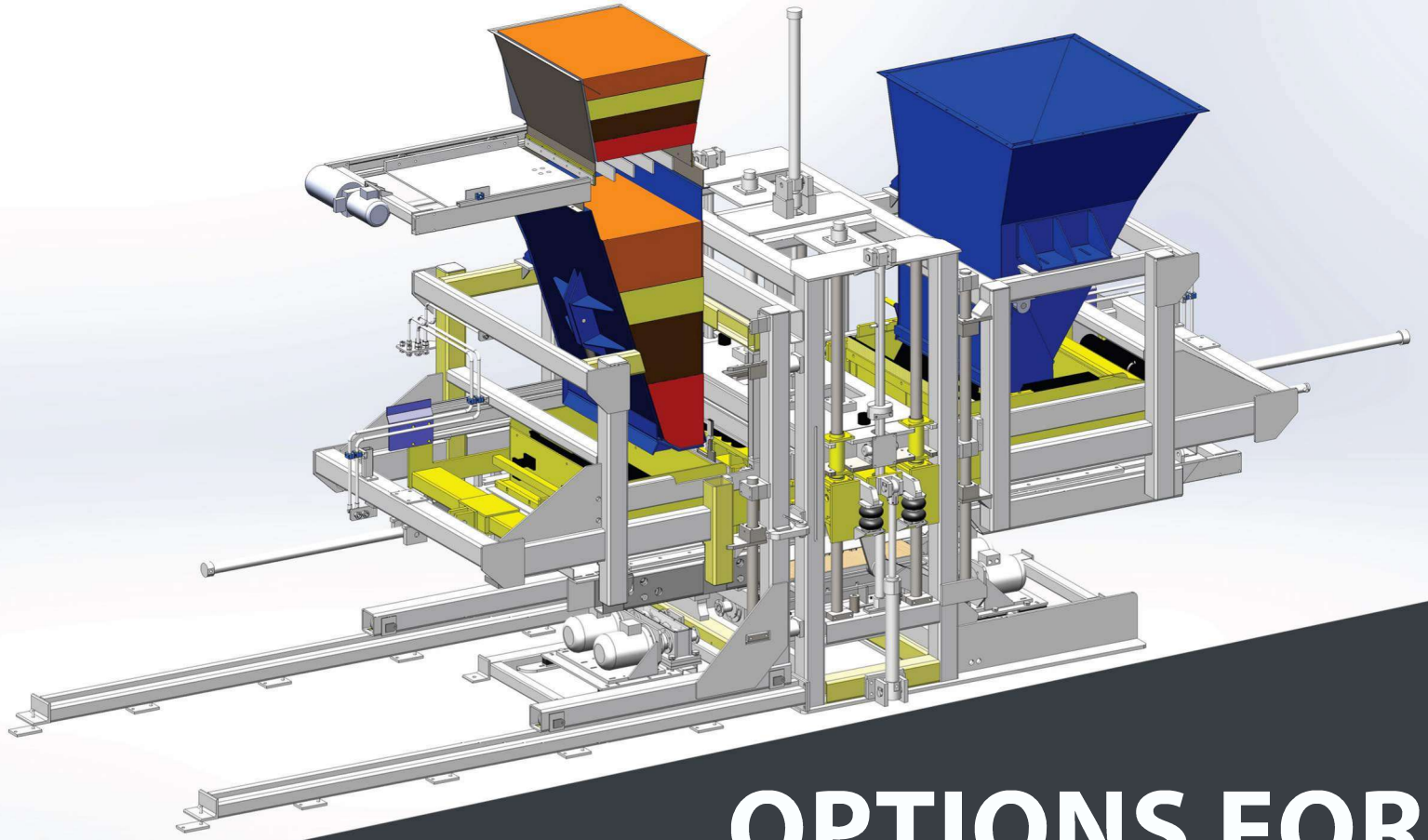
<b>mould height</b>	<b>40-350mm option(25-500mm)</b>
<b>weight (machine+ facemix device)</b>	<b>16.500 kg</b>
<b>oil tank</b>	<b>filling vol. 500 l pressure 170 bar</b>
<b>performance (machine only)</b>	<b>36 kW</b>
<b>vibration power</b>	<b>100 kN</b>

### SUMAB R-1000

<b>mould height</b>	<b>40-350mm option(25-500mm)</b>
<b>weight (machine+ facemix device)</b>	<b>25.500 kg</b>
<b>oil tank</b>	<b>filling vol. 1000 l pressure 170 bar</b>
<b>performance (machine only)</b>	<b>44,75 kW</b>
<b>vibration power</b>	<b>120 kN</b>

### SUMAB R-1500

<b>mould height</b>	<b>40-350mm option(25-500mm)</b>
<b>weight (machine+ facemix device)</b>	<b>28.500 kg</b>
<b>oil tank</b>	<b>filling vol. 1000 l pressure 170 bar</b>
<b>performance (machine only)</b>	<b>53,75 kW</b>
<b>vibration power</b>	<b>160 kN</b>



# OPTIONS FOR PRODUCTS



**COLOR MIX**




**FACE WASHING MACHINE**



**BLOCK SPLITTING MACHINE**


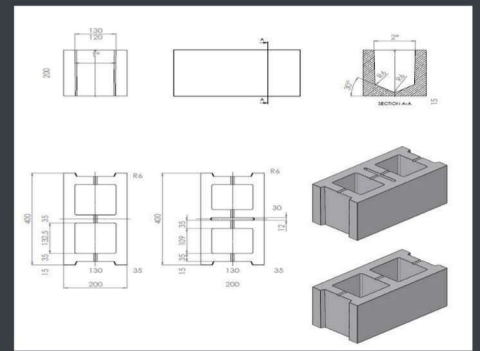
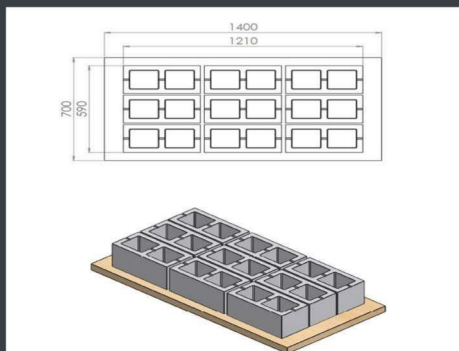
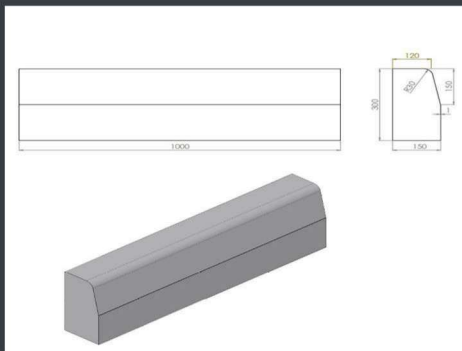




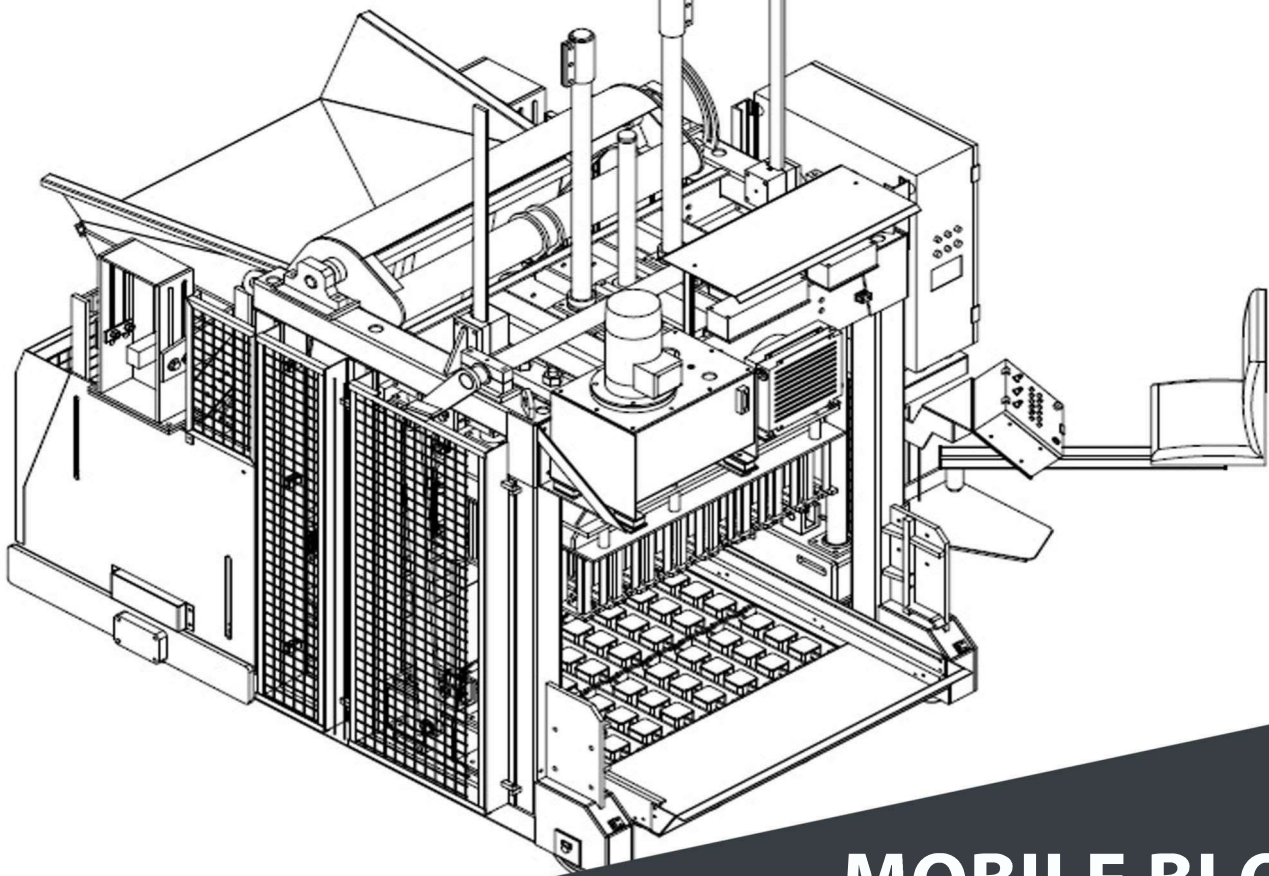


# MOULDS FOR DIFFERENT PRODUCTS

**BLOCKS, PAVING STONES, CURBSTONES AND OTHER TYPES OF PRODUCTS**







# MOBILE BLOCK MACHINES

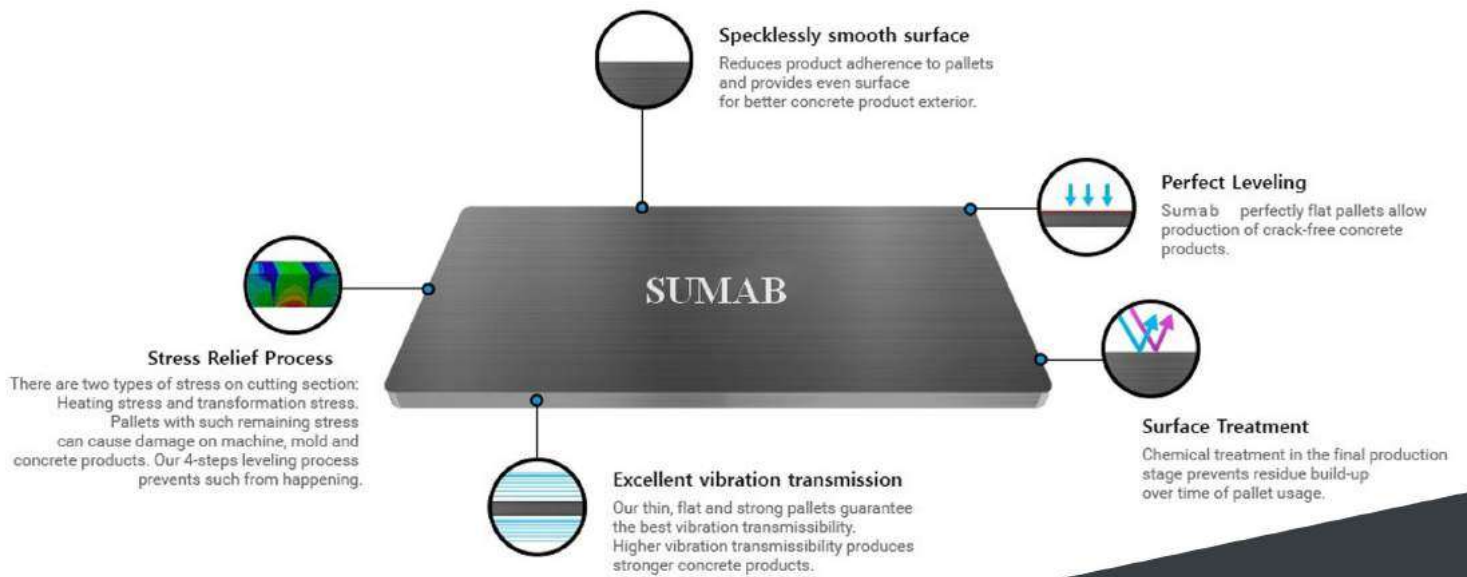
**SUMAB E-12**  
**13.600 blocks (20x20x40 cm)/8h**



**SUMAB E-12L (FOR CONCRETE RINGS AND BIG BLOCKS)**








# PALLETS

## PINUS PINASTER PALLETS



## HARD WOOD PALLETS

## HIGHT QUALITY STEEL PALLETS





# MOBILE CONCRETE PLANTS



**SUMAB MINI  
MIXER 500/300 I**



**SUMAB K-10  
MIXER 750/500 I**



**SUMAB K-30  
MIXER 1200/800 I**



**SUMAB K-40  
MIXER 1500/1000 I**



**SUMAB K-60  
MIXER 1800/1200 I**



**SUMAB K-80  
MIXER 2250/1500 I**

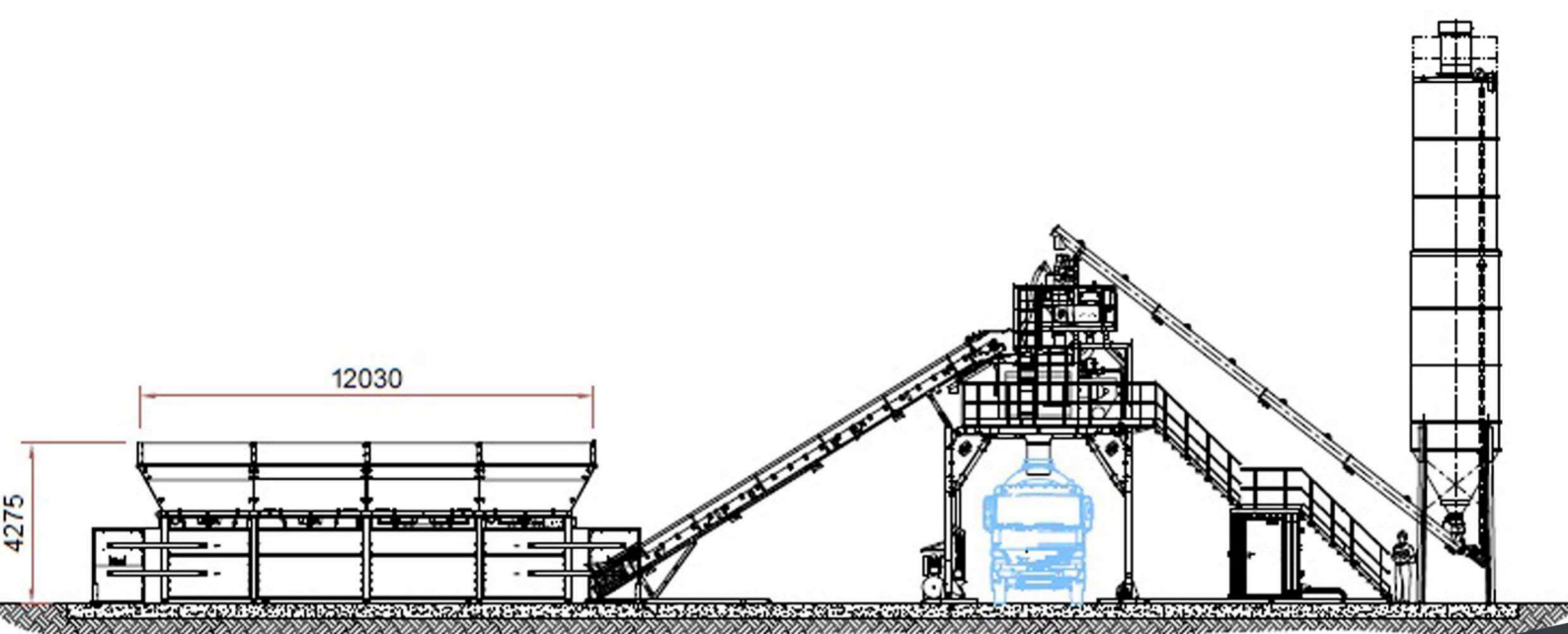




# STATIONARY CONCRETE PLANTS



<b>SUMAB T-15</b>	<b>PLANETARY MIXER 750/500 I</b>
<b>SUMAB T-40</b>	<b>TWIN SHAFT OR PLANETARY MIXER 1500/1000 I</b>
<b>SUMAB T-60</b>	<b>TWIN SHAFT OR PLANETARY MIXER 2250/1500 I</b>
<b>SUMAB T-80</b>	<b>TWIN SHAFT MIXER 3000/2000 I</b>
<b>SUMAB T-120</b>	<b>TWIN SHAFT MIXER 4500/3000 I</b>



# SEMI-MOBILE CONCRETE PLANTS



**TRANSPORTED BY  
ONE TRUCK**

**CAPACITY FROM 50 TO 100 m<sup>3</sup>/h**





# PRECAST EQUIPMENT



# SUMAB

Scandinavian & UK Machines AB



Reg. No: 556 650-0277

Address: Bjurögatan 48, SE 21124, Malmö, Sweden

Tel.: +46 40 306327

Fax: +46 40 306327

Mob. tel.: +46 70 4442537, +46 73 5033453, +46 70 3925753

e-mail: [office@scand-uk-machines.com](mailto:office@scand-uk-machines.com)

Web: [sumab.eu](http://sumab.eu) , [sumab-partners.com](http://sumab-partners.com)